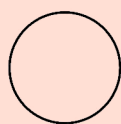


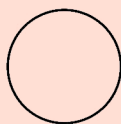
GUÍA DE TALLAS DE ANILLOS



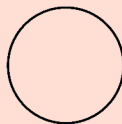
1. Utilice un anillo como referencia, debe quedar ajustado al dedo.
2. Mida el interior de su anillo, es decir, su diámetro. Utiliza una superficie plana para ello.
3. Busque en la siguiente guía la talla correspondiente al diámetro obtenido.



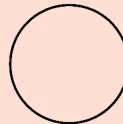
Talla 6
14,64 mm



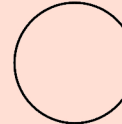
Talla 7
14,96 mm



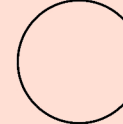
Talla 8
15,28 mm



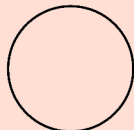
Talla 9
15,60 mm



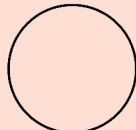
Talla 10
15,92 mm



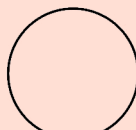
Talla 11
16,23 mm



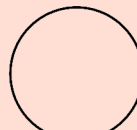
Talla 12
16,55 mm



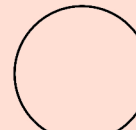
Talla 13
16,87 mm



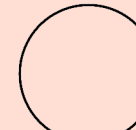
Talla 14
17,19 mm



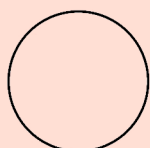
Talla 16
17,51 mm



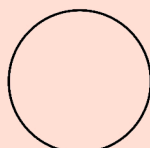
Talla 16
17,83 mm



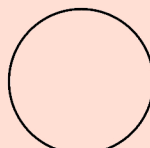
Talla 17
18,14 mm



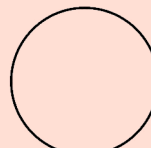
Talla 18
18,46 mm



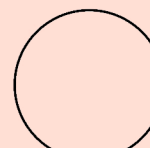
Talla 19
18,78 mm



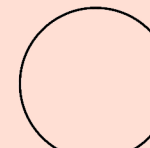
Talla 20
19,10 mm



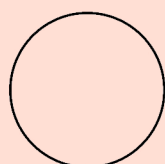
Talla 21
19,42 mm



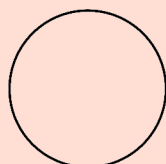
Talla 22
19,74 mm



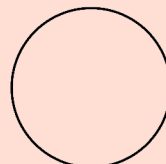
Talla 23
20,05 mm



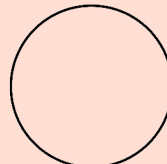
Talla 24
20,37 mm



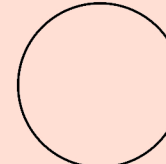
Talla 25
20,69 mm



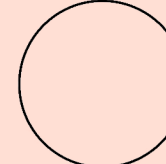
Talla 26
21,01 mm



Talla 27
21,33 mm



Talla 28
21,65 mm



Talla 29
21,97 mm